



República Argentina
 Poder Ejecutivo de la Provincia de La Pampa

ANEXO

MOVILIDAD DE HABERES:

Régimen Civil:

Promedio de remuneraciones según artículo 76 N.J.F 1170 (T.O. 2000) vigente desde mayo/2024: \$ 913.263,02

Promedio de remuneraciones según artículo 76 N.J.F 1170 (T.O. 2000) vigente hasta abril/2024: \$ 795.475,66


Coefficiente de variación mayo/2024: 1,1481 (incremento del 14,81% sobre haberes de abril/2024)

Régimen Docente:

Promedio de remuneraciones según artículo 76 N.J.F 1170 (T.O. 2000) vigente desde mayo/2024: \$ 611.651,05

Promedio de remuneraciones según artículo 76 N.J.F 1170 (T.O. 2000) vigente hasta abril/2024: \$ 531.870,00

Coefficiente de variación mayo/2024: 1,1500 (incremento del 15,00% sobre haberes de abril/2024)



COEFICIENTES DE ACTUALIZACIÓN DE REMUNERACIONES

(BASE MAYO/2024)

AÑO	MES	REGIMEN CIVIL	REGIMEN DOCENTE
1954	1	3.395.690.195.741.250	4.067.318.935.027.320
1955	1	2.996.293.281.107.730	3.588.925.872.104.270
1956	1	2.547.010.549.011.510	3.050.780.146.758.610
1957	1	1.959.236.830.252.130	2.346.751.499.262.710
1958	1	1.591.838.214.695.260	1.906.685.633.527.400
1959	1	1.340.495.341.594.740	1.605.630.010.659.570
1960	1	771.652.199.037.146	924.276.191.136.705
1961	1	749.603.490.424.703	897.866.499.774.023
1962	1	586.957.462.349.580	703.050.944.890.743
1963	1	445.593.049.113.963	533.726.265.208.407
1964	1	351.443.401.441.216	420.954.892.488.301
1965	1	259.718.993.036.753	311.088.443.665.936
1966	1	186.783.318.559.494	223.726.925.759.861
1967	1	143.556.998.248.993	171.950.932.969.983
1968	1	116.338.526.987.174	139.348.958.948.465
1969	1	110.473.816.643.815	132.324.275.878.863
1970	1	92.848.927.270.270	111.213.384.677.126
1971	1	78.383.439.335.070	93.886.788.435.219
1972	1	54.909.160.285.756	65.769.565.084.689
1973	1	33.851.442.837.998	40.546.871.621.420



C. G. G.

**DONAR ORGANOS
ES SALVAR VIDAS**

**"EL RIO ATUEL TAMBIEN
ES PAMPEANO"**

**"AÑO 2024: 30 ANIVERSARIO DE LAS
REFORMAS DE LA CONSTITUCION
NACIONAL Y CONSTITUCION PROVINCIAL"**



República Argentina
Poder Ejecutivo de la Provincia de La Pampa

112.-

1974	1	19.563.866.589.031	23.433.375.965.737
1975	1	12.550.033.248.121	15.032.286.493.485
1975	7	4.104.803.364.300	4.916.686.589.775
1976	1	2.333.596.437.916	2.795.155.162.531
1976	3	1.914.902.127.106	2.293.647.898.119
1976	6	1.644.449.067.092	1.969.702.311.430
1976	9	1.487.903.400.335	1.782.193.699.984
1976	10	1.384.738.257.077	1.658.623.669.394
1977	1	951.699.199.956	1.139.934.432.315
1977	4	765.286.668.974	916.651.632.137
1977	8	636.561.767.261	762.466.414.484
1977	9	636.561.767.261	663.018.560.211
1977	11	553.535.549.877	663.018.560.211
1978	1	357.321.506.951	427.995.619.609
1978	5	240.417.149.544	287.968.916.409
1978	9	180.876.984.633	216.652.386.331
1979	1	129.198.086.020	154.751.992.579
1979	5	93.621.555.730	112.138.830.522
1979	9	66.872.415.349	80.099.015.348
1980	1	50.622.596.210	60.635.167.654
1980	5	37.744.274.895	45.209.662.008
1980	9	29.785.541.585	35.676.781.374
1981	1	25.242.012.661	30.234.594.284
1981	5	20.861.183.285	24.987.287.416
1981	7	18.964.765.212	22.715.779.296
1981	8	18.061.555.865	21.633.925.880
1981	9	15.222.039.154	18.232.784.663
1981	10	14.497.190.852	17.364.569.967
1981	11	13.806.824.920	16.537.657.468
1981	12	13.149.394.533	15.750.194.309
1982	7	10.840.990.053	12.985.214.757
1982	9	7.723.492.860	9.251.111.180
1982	10	6.065.730.123	7.265.462.254
1982	11	5.514.225.018	6.604.876.126
1982	12	4.779.968.009	5.725.391.047
1983	2	4.153.099.742	4.974.535.381
1983	4	2.783.683.903	3.334.264.638
1983	7	1.881.598.732	2.253.757.651
1983	8	1.762.159.877	2.110.695.091
1983	9	1.434.659.129	1.718.418.161
1983	10	1.176.890.217	1.409.665.605
1983	11	964.703.723	1.155.511.056
1984	1	861.312.940	1.031.670.782
1984	2	775.944.274	929.416.912
1984	3	596.872.138	714.927.384
1984	4	528.230.404	632.708.091
1984	5	484.609.405	580.459.536
1984	6	425.097.855	509.177.321



Q
94

///.-

ES SALVAR VIDAS

"EL RIO ATUEL TAMBIEN ES PAMPEANO"


"AÑO 2024: 30 ANIVERSARIO DE LAS REFORMAS DE LA CONSTITUCION NACIONAL Y CONSTITUCION PROVINCIAL"



República Argentina
Poder Ejecutivo de la Provincia de La Pampa

///3.-

1984	7	318.930.085	382.010.766
1984	8	270.300.856	323.763.117
1984	9	233.004.958	279.090.267
1984	10	204.394.489	244.821.244
1984	11	146.271.903	175.202.852
1984	12	126.473.760	151.489.015
1985	1	104.670.724	125.373.526
1985	2	91.806.195	109.964.559
1985	3	73.042.532	87.489.268
1985	4	58.976.274	70.641.410
1985	5	46.601.092	55.818.196
1985	6	38.016.847	45.536.532
1986	1	36.202.613	43.362.884
1986	4	34.479.782	41.304.812
1986	6	30.981.817	37.109.808
1986	7	24.564.882	29.427.153
1986	8	23.454.065	28.092.985
1986	10	19.160.914	22.951.871
1986	12	19.160.914	21.914.928
1987	1	16.310.324	18.655.117
1987	3	15.531.842	17.762.733
1987	4	14.322.972	16.381.550
1987	5	13.358.719	15.563.169
1987	6	12.690.215	14.513.054
1987	7	11.990.968	13.713.553
1987	8	11.050.642	12.640.434
1987	9	10.100.287	11.551.533
1987	10	7.958.024	9.102.194
1987	11	7.097.452	8.117.085
1988	1	6.468.173	7.397.221
1988	2	5.974.402	6.832.885
1988	3	5.490.688	6.279.193
1988	4	4.716.476	5.394.334
1988	5	3.925.271	4.489.135
1988	6	3.298.414	3.772.873
1988	7	2.763.156	3.160.339
1988	8	2.151.949	2.461.538
1988	9	1.716.469	1.963.623
1988	10	1.597.827	1.827.915
1988	11	1.467.560	1.678.772
1988	12	1.405.896	1.608.572
1989	1	1.265.448	1.447.433
1989	2	1.150.341,1945	1.315.971,5737
1989	3	982.818,7427	1.124.273,1988
1989	4	877.224,7290	1.003.426,5493
1989	5	614.764,9648	703.251,5464
1989	6	293.642,8005	335.910,6697
1989	7	79.635,2412	91.100,6005



Handwritten signature and initials.

///.-

ES SALVAR VIDAS


"EL RIO ATUEL TAMBIEN
ES PAMPEANO"

"AÑO 2024: 30 ANIVERSARIO DE LAS
REFORMAS DE LA CONSTITUCION
NACIONAL Y CONSTITUCION PROVINCIAL"



República Argentina
Poder Ejecutivo de la Provincia de La Pampa

//4.-



1989	9	61.259,3066	70.083,3691
1989	10	56.195,5455	64.291,5695
1989	11	53.987,3937	61.764,8614
1990	1	24.126,7146	27.602,1841
1990	2	13.819,3631	15.810,1627
1990	3	11.778,8770	13.475,6280
1990	4	7.684,7574	8.792,1704
1990	5	6.486,0323	7.420,1754
1990	6	5.289,3678	6.051,7969
1990	7	4.376,2569	5.006,9697
1990	8	3.940,9492	4.508,5551
1990	9	3.283,3362	3.756,6021
1990	10	3.033,3365	3.470,4885
1990	12	2.946,9174	3.371,2456
1991	1	2.647,5793	3.029,1085
1991	2	2.514,4785	2.877,0105
1991	3	1.862,3509	2.130,8035
1991	5	1.674,4342	1.915,9020
1991	7	1.614,2961	1.846,6065
1991	8	1.535,1373	1.756,4609
1991	9	1.481,2721	1.694,5600
1991	10	1.435,8912	1.620,9647
1991	11	1.386,7583	1.586,4495
1992	1	1.386,7583	1.539,9944
1992	2	1.345,7477	1.539,9944
1992	3	1.268,2601	1.451,1867
1992	6	1.213,2957	1.388,2590
1992	7	1.077,7464	1.233,1290
1993	1	1.077,7464	1.230,6471
1993	2	1.077,7464	1.247,3629
1993	3	1.077,7464	1.230,6471
1993	4	1.077,7464	1.224,2632
1993	5	1.077,7464	1.222,1372
1993	6	1.077,7464	1.227,9088
1993	7	1.006,1035	1.151,1906
1993	8	1.006,1035	1.145,3394
1993	9	1.006,1035	1.142,3568
1993	10	1.006,1035	1.144,7141
1993	11	1.006,1035	1.141,5800
1993	12	1.006,1035	1.153,2166
1994	1	1.006,1035	1.135,8966
1994	2	1.006,1035	1.146,5280
1994	3	1.006,1035	1.135,8609
1994	4	1.006,1035	1.129,0040
1994	5	1.006,1035	1.122,2902
1994	6	1.006,1035	1.137,4490
1994	7	1.006,1035	1.127,2363
1994	8	1.006,1035	1.117,7770




///.-



República Argentina
Poder Ejecutivo de la Provincia de La Pampa

//5.-



1994	9	1.006,1035	1.122,8482
1994	10	1.006,1035	1.124,4532
1994	11	1.006,1035	1.121,3184
1994	12	1.006,1035	1.139,5807
1995	10	1.006,1035	1.138,5291
1995	11	1.006,1035	1.137,5839
1995	12	1.006,1035	1.140,0643
2003	9	1.005,1881	1.140,0643
2003	10	1.002,2618	1.140,0643
2003	11	998,0628	1.140,0643
2003	12	991,6044	1.140,0643
2004	1	877,2440	995,3914
2004	10	763,3658	866,1960
2005	1	750,7521	866,1960
2005	3	750,7521	774,8161
2005	5	661,1136	738,3190
2005	7	610,5723	611,3269
2006	2	589,2374	591,9876
2006	4	552,1423	564,8538
2006	7	516,7526	538,2248
2006	8	516,7526	496,6743
2006	10	485,7935	473,2887
2007	2	464,7704	455,5216
2007	3	464,7704	444,5174
2007	4	438,6171	420,0254
2007	7	394,3255	382,5741
2007	10	365,5436	354,4088
2008	2	351,6643	340,8201
2008	3	351,6643	329,6564
2008	4	319,0828	301,4857
2008	7	286,0335	271,7882
2008	11	286,0335	268,8677
2009	1	284,0201	266,0683
2009	2	273,1220	256,2548
2009	5	257,7408	241,9308
2009	9	241,0633	226,2842
2010	1	234,0519	226,2842
2010	2	225,1635	217,5721
2010	6	203,5909	197,9371
2010	8	185,2627	180,0631
2010	10	184,4699	180,0631
2011	2	167,8577	163,6991
2011	7	154,2100	151,5777
2011	9	144,1355	141,6456
2011	10	140,9166	138,5009
2012	2	130,5027	128,2529
2012	6	117,5659	114,6010
2012	9	113,7996	110,7594



///.-

DONAR ORGANOS
ES SALVAR VIDAS

"EL RIO ATUEL TAMBIEN
ES PAMPEANO"




República Argentina
Poder Ejecutivo de la Provincia de La Pampa

"AÑO 2024: 30 ANIVERSARIO DE LAS
REFORMAS DE LA CONSTITUCION
NACIONAL Y CONSTITUCION PROVINCIAL"

//6 .-

2012	10	113,7996	108,8320
2013	2	103,5097	98,6479
2013	6	95,8427	91,2850
2013	9	89,8091	85,3724
2014	2	80,2525	75,9964
2014	5	75,5787	71,4067
2014	8	70,3121	66,2730
2014	12	68,9960	65,2840
2015	2	61,6516	58,1518
2015	5	58,0523	54,6569
2015	8	53,9559	50,7900
2015	9	52,5427	50,7900
2015	12	51,7583	50,2041
2016	2	43,9875	42,5176
2016	4	42,4361	42,5176
2016	7	39,0122	39,1949
2016	9	38,1351	38,2987
2016	11	37,3048	37,4432
2017	2	34,7694	35,3218
2017	5	32,8808	33,4317
2017	8	30,6756	31,1996
2017	12	29,4653	29,9547
2018	2	27,7888	28,2568
2018	5	26,7910	27,2340
2018	7	25,4494	25,8430
2018	9	23,7669	24,1193
2018	11	21,1720	21,4422
2018	12	20,5075	20,7624
2019	2	18,6645	18,8689
2019	4	18,4363	18,6377
2019	5	17,7114	17,8972
2019	7	16,8260	16,9833
2019	8	16,1693	16,3199
2019	9	15,5696	15,7010
2019	10	14,9647	15,0866
2019	11	14,6496	14,7666
2020	1	13,3801	13,4720
2020	7	12,6321	12,7093
2020	8	12,2873	12,3582
2020	9	12,0331	12,0285
2020	11	11,7883	11,7138
2020	12	11,5510	11,4161
2021	1	10,8009	10,8652
2021	2	10,0121	10,0597
2021	3	9,8312	9,8767
2021	4	9,5360	9,5769
2021	7	8,4989	8,5245
2021	9	8,0608	8,0805



[Handwritten signature]

///.-

DONAR ORGANOS
ES SALVAR VIDAS

"EL RIO ATUEL TAMBIEN
ES PAMPEANO"

"AÑO 2024: 30 ANIVERSARIO DE LAS
REFORMAS DE LA CONSTITUCION
NACIONAL Y CONSTITUCION PROVINCIA



República Argentina
Poder Ejecutivo de la Provincia de La Pampa

117.-

2021	11	7,6647	7,6803
2022	1	7,2083	7,2190
2022	2	6,5597	6,5622
2022	3	6,4437	6,4454
2022	4	6,2298	6,2286
2022	7	5,2886	5,2768
2022	8	4,6259	4,7111
2022	9	4,5103	4,5918
2022	10	4,2474	4,3200
2022	11	3,9899	4,0589
2022	12	3,6970	3,8110
2023	1	3,5729	3,6822
2023	2	3,3700	3,4708
2023	3	3,1673	3,2616
2023	4	3,0153	3,1068
2023	5	2,7086	2,7888
2023	7	2,3805	2,4463
2023	8	2,2391	2,2992
2023	9	1,9991	2,0491
2023	10	1,7708	1,8117
2023	12	1,6590	1,6698
2024	1	1,5098	1,5180
2024	2	1,2613	1,2650
2024	3	1,1481	1,1500
2024	5	1,0000	1,0000

ANEXO AL DECRETO N° 2214 /24-



Lic. GUIDO ALBERTO BISTERFELD
MINISTRO DE HACIENDA Y FINANZAS

Diego Fernando ALVAREZ
MINISTRO DE DESARROLLO
SOCIAL Y DERECHOS HUMANOS

